

















# 6000 SERIES PLANTER

## I-21

212

6000 SERIES PLANTERS  
METERS AND HOPPERS

### SEED DISC IDENTIFICATION

SEED DISC IDENTIFICATION				
MARKING ON DISC	NO. CELLS	CELL VIEW	USAGE	NORM.* AIR PRESS.
852435	30		Field Corn - Medium Sunflower - Large	1"-2 1/2" 1/2"-2"
852434	30		Field Corn - Large	2"-2 1/2"
852436	30		Field Corn - Small	2"-4"
852437	30		Popcorn Field Corn - Small Sugar Beets - Small Pell. Sunflower - Small to Med.	1 1/2"-2 1/2" 1/2"-1 1/2"
852432	60		Soybeans (2 seeds per cell) Navy Beans	2-2 1/2"
852433	60		Soybean (1 seed per cell)	2-2 1/2"
852441	50		Large Edible Bean Pinto Cranberry Red Kidney Baby Lima	3"
852439	30		Sorghum, Milo Maize Sugar Beets - All sizes Segmented No. 4 or 5 Preferred	1/2"-1"
852440	120		Sorghum Milo	2"
852438	60		Cotton (Remove Tickler Brush) Sugar Beets - Large Pell.	1"-1 1/2"
854048	60		Snap Bean	1"-3 1/2"
854082	40		Peanut, Runner	2"-3 1/2"
854049	38		Peanut, Virginia	2"-3 1/2"
854047	60		Sugar Beets	1"-4"
854486	20		Hill Drop Cotton	1"-3"
854754	60		Wheat (8 Seeds per Cell)	0"-1"

\*Starting range. Pressure may be higher or lower.

PL000133